

Scaled data based on original data using
LM-79-08 Approved Method: Electrical and Photometric Measurements of Solid-
State Lighting Products

Test Report Prepared for
Cooper Lighting Solutions
(formerly Eaton)

Brand: STREETWORKS

Report Number: P190976

Luminaire Tested: **GAN-AF-08-LED-U-AFL**

Issue Date: 3/3/2020

Test Information

Test Method: LM-79-08
Report Number: P190976
TEST IS SCALED FROM IESNA LM-79-08 TEST DATA (P24165)
Test Lab: INNOVATION CENTER P2
Issue Date: 3/3/2020
Manufacturer: COOPER LIGHTING SOLUTIONS (FORMERLY EATON)
Product Line: STREETWORKS
Catalog Number: GAN-AF-08-LED-U-AFL
Description: GALLEON AREA AND ROADWAY LUMINAIRE
(8) 70 CRI, 4000K, 1050mA LIGHTSQUARES WITH 16 LEDS EACH AND AUTOMOTIVE FRONTLINE OPTICS
Light Source: -
Ballast/Driver: ELECTRONIC DRIVER

Summary

Lumens per Lamp: N/A
Luminaire Lumens: 50065.3 lumens
Efficiency: N/A
Efficacy: 112.5 lumens/watt
Luminous Opening: Rectangular (W 2' x L: 1' x H: 0')
IES Classification: Type II - Short - Full Cutoff
BUG Rating: B3 - U0 - G3

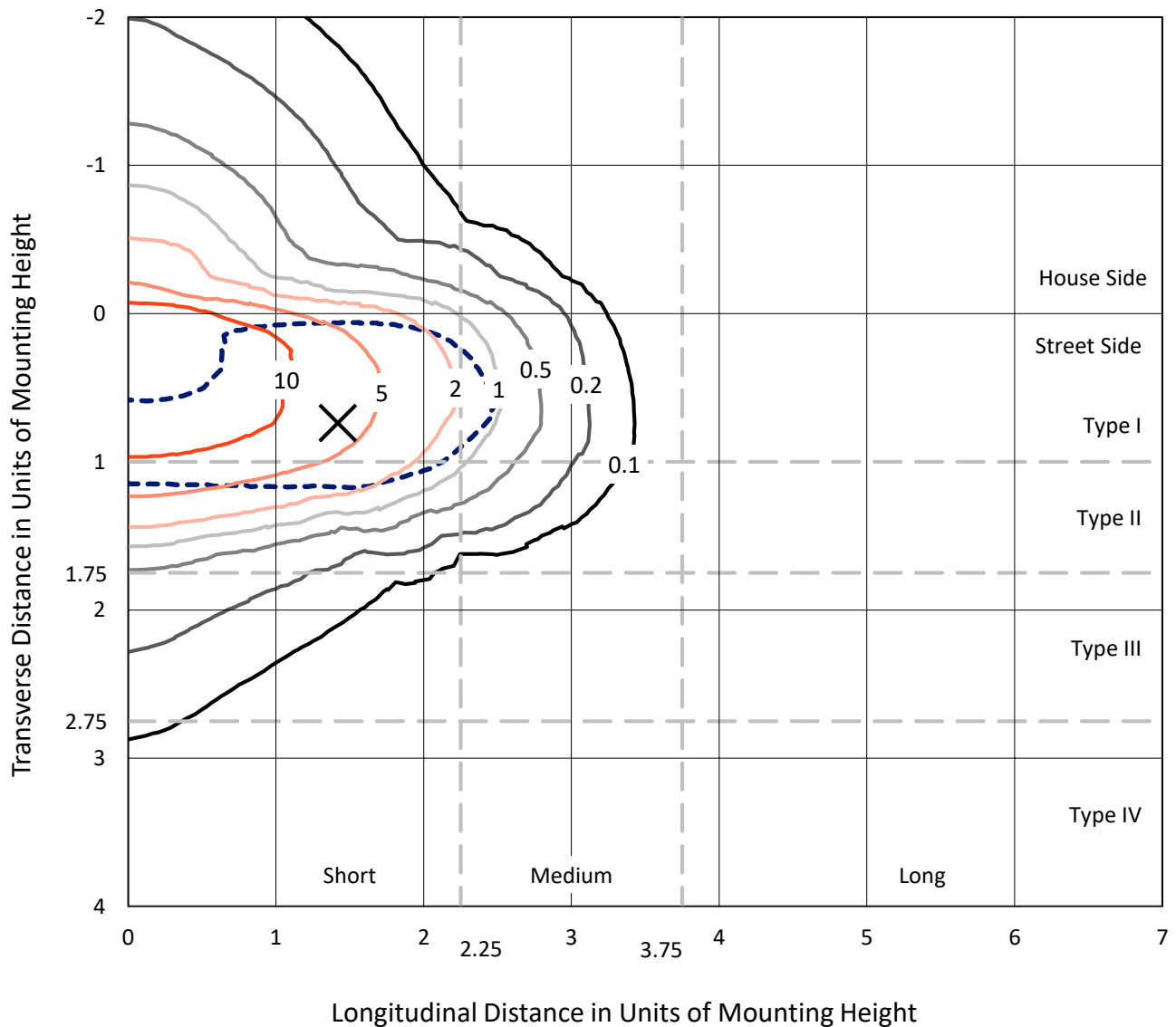
Input Watts (W): 445
Input Voltage (V): NR
Input Current (Ain): NR
Voltage Rise (V): NR
Power Factor: NR
Total Harmonic Distortion (THDi): NR
Frequency (hertz): 60
Stabilization Time: NR
Operation Time: NR
Ambient Temperature (°C): NR
Test Distance: 28.75 FT



REPORT NUMBER: P190976
 CATALOG NUMBER: GAN-AF-08-LED-U-AFL

Iso-Footcandle Lines of Horizontal Illumination

✕ Max cd
 - - - 1/2 Max cd

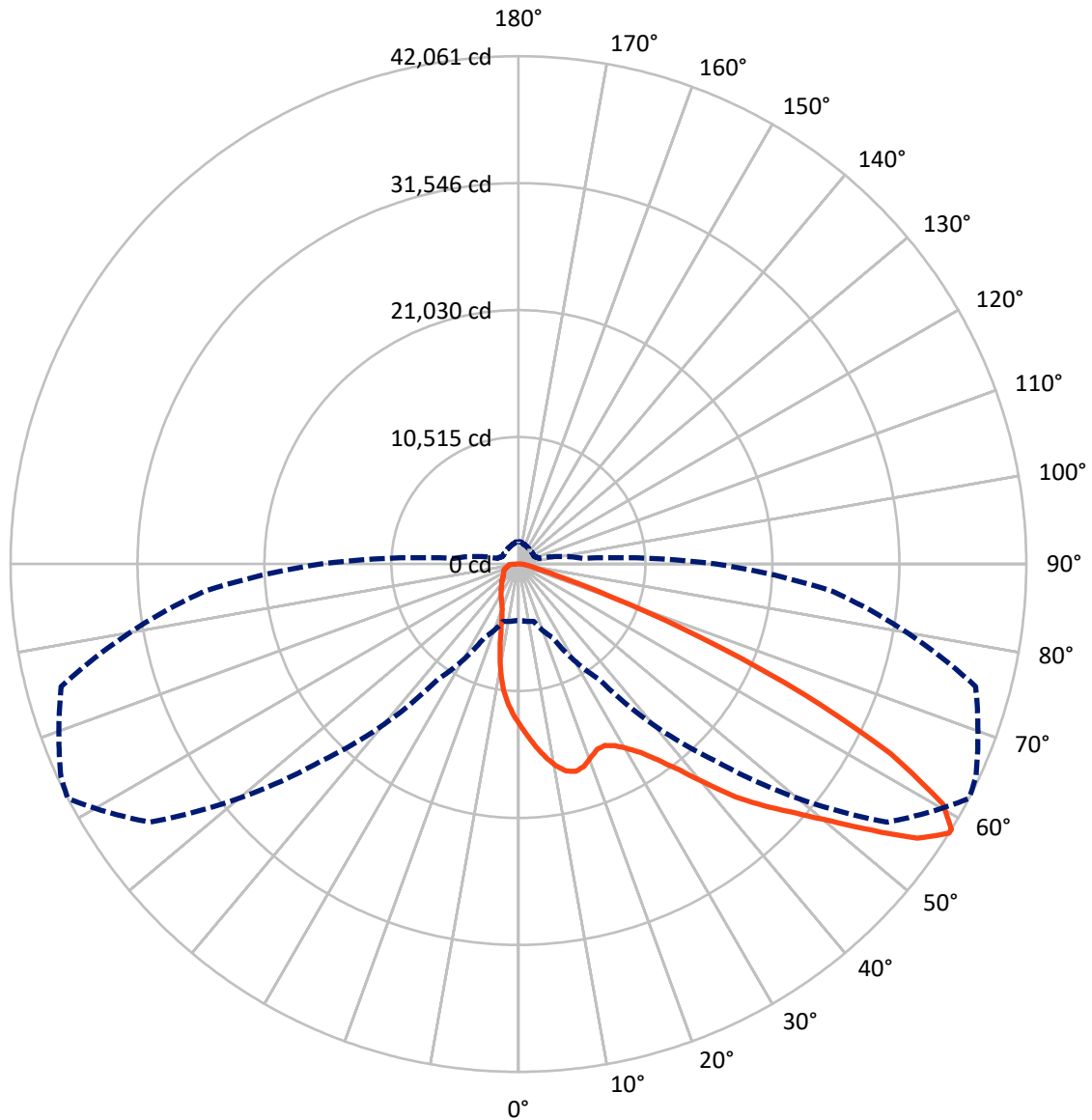


Based on 30 foot mounting height. Maximum calculated value = 18 fc
 Type II - Short - Full Cutoff

REPORT NUMBER: P190976

CATALOG NUMBER: GAN-AF-08-LED-U-AFL

Luminous Intensity Polar Plot



— Vertical Plane Through 62.5-Deg Lateral - - - Horizontal Cone Through 58-Deg Vertical

REPORT NUMBER: P190976

CATALOG NUMBER: GAN-AF-08-LED-U-AFL

FLUX DISTRIBUTION:

		Downward	Upward	Total
House Side	Lumens	7635.1	0.0	7635.1
	% Fixture	15.3	0.0	15.3
Street Side	Lumens	42430.1	0.0	42430.1
	% Fixture	84.7	0.0	84.7
Total	Lumens	50065.3	0.0	50065.3
	% Fixture	100.0	0.0	100.0

ZONAL LUMENS:

Zone	Lumens	% Fixture
0°-10°	1189.4	2.4
10°-20°	3040.3	6.1
20°-30°	4914.7	9.8
30°-40°	7802.0	15.6
40°-50°	11415.9	22.8
50°-60°	11940.1	23.8
60°-70°	7054.2	14.1
70°-80°	1987.2	4.0
80°-90°	721.5	1.4
90°-100°	0.0	0.0
100°-110°	0.0	0.0
110°-120°	0.0	0.0
120°-130°	0.0	0.0
130°-140°	0.0	0.0
140°-150°	0.0	0.0
150°-160°	0.0	0.0
160°-170°	0.0	0.0
170°-180°	0.0	0.0
0°-90°	50065.3	100.0
0°-180°	50065.3	100.0

Coefficient of Utilization



REPORT NUMBER: P190976

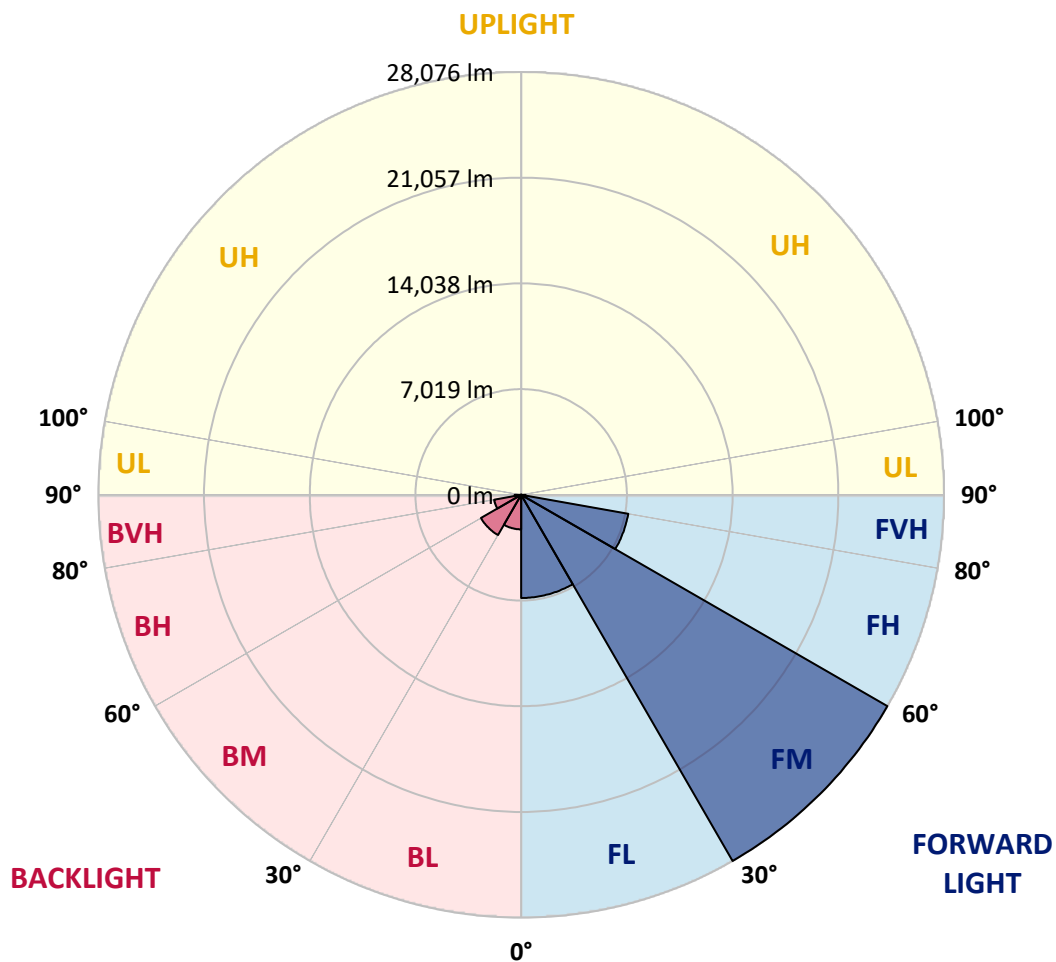
CATALOG NUMBER: GAN-AF-08-LED-U-AFL

LUMINAIRE CLASSIFICATION SYSTEM LUMEN TABLE AND BUG RATING:

Zone	Lumens	% Fixture	Zone Rating/Lumen Limit		
			B	U	G
FL (0°-30°)	6849.6	13.7			
FM (30°-60°)	28076.3	56.1			
FH (60°-80°)	7219.6	14.4			G3/7500
FVH (80°-90°)	284.6	0.6			G3/500
BL (0°-30°)	2294.8	4.6	B3/2500		
BM (30°-60°)	3081.7	6.2	B3/5000		
BH (60°-80°)	1821.8	3.6	B3/2500		G3/2500
BVH (80°-90°)	436.8	0.9			G3/500
UL (90°-100°)	0.0	0.0		U0/0	
UH (100°-180°)	0.0	0.0		U0/0	

BUG Rating: B3-U0-G3

Type II Short





REPORT NUMBER: P190976

CATALOG NUMBER: GAN-AF-08-LED-U-AFL

CANDELA DISTRIBUTION (FULL):

	0°	5°	15°	25°	35°	45°	55°	62.5°	65°	75°	85°
0°	13298.8	13298.8	13298.8	13298.8	13298.8	13298.8	13298.8	13298.8	13298.8	13298.8	13298.8
2.5°	15196.7	15074.0	14996.3	14927.8	14838.3	14647.3	14390.4	14227.7	14145.2	13864.7	13532.2
5°	16686.6	16578.1	16497.9	16406.1	16245.7	15946.4	15531.4	15201.4	15038.7	14477.6	13812.8
7.5°	16337.6	16382.5	16521.6	16764.4	16971.9	16931.8	16561.7	16142.0	15927.4	15147.1	14138.1
10°	14234.8	14312.5	14553.0	15121.2	16040.6	16983.6	17271.3	16981.3	16764.4	15809.6	14472.9
12.5°	13812.8	13810.4	13829.3	13980.2	14527.1	15854.4	17294.8	17587.2	17457.5	16441.4	14814.7
15°	13984.9	13989.6	13975.5	14039.1	14208.8	14734.6	16573.4	17820.5	17912.5	17078.0	15168.3
17.5°	14437.5	14425.8	14371.5	14371.5	14432.8	14637.9	15724.7	17603.7	18028.0	17641.4	15479.5
20°	15196.7	15142.4	14998.6	14866.5	14800.6	14911.3	15375.8	17103.8	17827.6	18134.2	15736.5
22.5°	16116.1	16073.6	15840.2	15557.3	15328.6	15326.3	15555.0	16667.8	17481.1	18598.6	15953.4
25°	17304.2	17235.9	16889.3	16436.7	16035.9	15882.6	15946.4	16646.5	17292.5	19103.1	16146.7
27.5°	18700.0	18574.9	18164.7	17511.7	16922.4	16613.5	16521.6	17030.8	17464.5	19727.8	16415.5
30°	20392.6	20248.8	19723.1	18872.0	18039.8	17533.0	17337.3	17712.1	18035.1	20489.3	16846.9
32.5°	22318.7	22111.3	21503.0	20564.7	19470.8	18697.6	18379.3	18612.7	18869.7	21406.4	17386.8
35°	24980.4	24732.8	23853.5	22559.2	21323.8	20260.6	19751.3	19921.1	20171.1	22773.7	18167.1
37.5°	26795.7	26684.9	26100.2	24883.7	23539.9	22316.4	21528.9	21627.9	21769.4	24482.9	19166.7
40°	26779.1	26823.9	26835.8	26847.5	25932.8	24761.1	23914.7	23811.0	23782.8	26359.5	20303.0
42.5°	25437.7	25621.6	26215.7	27420.4	27976.8	27439.2	26663.6	26364.2	26215.7	28570.9	21507.7
45°	23384.3	23483.4	24596.1	26948.9	29023.6	30091.5	29504.5	28561.5	28292.7	30603.1	22507.3
47.5°	22325.8	22434.2	23134.4	25699.4	29011.7	32234.5	32573.9	30777.5	30296.6	32371.2	23370.1
50°	19805.6	20031.9	20913.6	23525.8	27953.3	33219.9	35782.5	33418.0	32423.0	34092.2	24235.3
52.5°	15177.7	15526.7	16514.5	19951.7	25268.0	32732.0	38349.9	36619.5	35214.4	35874.5	24978.0
55°	9573.9	9833.2	10663.1	14090.9	20213.4	30192.9	39323.6	40082.7	38833.2	37562.4	25621.6
57.5°	5205.4	5321.0	5632.2	7779.8	13147.9	24579.6	37904.3	42053.6	41535.0	38995.9	26107.2
58°	4658.5	4736.3	4929.6	6742.6	11660.3	23044.8	37274.9	42060.7	41801.4	39205.7	26145.0
60°	3456.1	3416.0	3244.0	3847.5	6490.3	15920.4	33469.8	40377.4	41138.9	39462.7	25961.1
62.5°	3036.5	2939.9	2588.6	2548.5	3156.7	7334.3	25609.8	34587.3	36386.1	37996.3	24843.6
65°	2852.6	2748.9	2296.2	2150.0	2277.4	3102.5	15085.9	25939.9	28196.0	33550.0	21986.3
67.5°	2715.8	2581.5	2109.9	1909.6	1919.1	2051.0	6047.1	16337.6	18876.7	25473.1	17101.5
70°	2583.9	2437.7	1952.0	1721.0	1666.8	1622.0	2404.7	8178.3	10481.6	16090.1	10903.5
72.5°	2442.4	2298.6	1813.0	1572.5	1466.4	1317.9	1570.1	3345.4	4672.6	7612.5	4946.1
75°	2237.3	2107.6	1673.9	1440.4	1289.5	1091.5	1185.8	1746.9	2095.8	3031.8	2383.5
77.5°	1985.0	1879.0	1518.3	1332.0	1143.4	886.4	912.4	1211.8	1343.7	1735.1	1416.9
80°	1426.3	1464.0	1350.9	1197.7	1018.4	719.0	700.2	884.0	954.8	1115.1	921.8
82.5°	1002.0	1023.2	1117.5	978.4	841.7	565.8	516.3	622.4	664.8	733.1	497.5
85°	690.8	667.2	766.2	681.3	608.2	377.2	353.6	422.0	448.0	455.0	257.0
87.5°	414.9	414.9	443.2	365.4	327.7	195.7	191.0	240.5	257.0	245.2	141.5
90°	0.0	0.0	0.0	0.0	0.0	0.0	0.0	0.0	0.0	0.0	0.0



REPORT NUMBER: P190976

CATALOG NUMBER: GAN-AF-08-LED-U-AFL

CANDELA DISTRIBUTION (continued):

	90°	95°	105°	115°	125°	135°	145°	155°	165°	175°	180°
0°	13298.8	13298.8	13298.8	13298.8	13298.8	13298.8	13298.8	13298.8	13298.8	13298.8	13298.8
2.5°	13334.2	13166.8	12810.8	12525.5	12164.8	11790.0	11580.2	11356.2	11202.9	11092.2	11269.0
5°	13435.5	13093.7	12358.2	11660.3	10889.4	10087.8	9479.6	8913.8	8520.2	8275.0	8505.9
7.5°	13595.8	13070.1	11898.5	10705.5	9321.6	7987.3	6794.4	6047.1	5610.9	5396.4	5530.8
10°	13779.8	13032.4	11358.5	9411.2	7430.9	5750.0	4858.9	4557.1	4458.1	4418.0	4436.8
12.5°	13933.0	12952.3	10696.1	7845.8	5580.3	4540.6	4283.6	4276.5	4297.7	4302.5	4309.6
15°	14041.4	12834.4	9713.0	6214.4	4462.8	4137.4	4123.3	4165.8	4205.9	4222.3	4231.7
17.5°	14114.5	12591.6	8602.6	4913.1	3998.4	3941.7	3974.8	4029.0	4071.4	4083.2	4092.6
20°	14107.4	12235.6	7280.0	4097.4	3746.1	3746.1	3802.7	3845.2	3847.5	3833.3	3840.5
22.5°	14034.4	11747.6	5997.6	3663.6	3522.1	3562.2	3618.8	3578.7	3413.7	3305.3	3312.3
25°	13911.8	11165.3	4898.9	3387.8	3314.7	3385.5	3368.9	3067.1	2831.4	2725.3	2725.3
27.5°	13803.3	10476.9	4055.0	3147.3	3107.2	3194.5	2902.1	2628.7	2529.7	2480.1	2463.6
30°	13725.5	9734.2	3491.5	2916.2	2911.5	2847.9	2517.9	2442.4	2425.9	2385.8	2371.7
32.5°	13744.4	8982.2	3130.8	2713.5	2730.1	2437.7	2334.0	2350.4	2336.3	2293.9	2275.0
35°	13900.0	8267.9	2895.1	2529.7	2480.1	2201.9	2225.5	2256.1	2251.4	2192.5	2173.7
37.5°	14178.2	7591.2	2739.5	2376.4	2164.3	2084.1	2121.8	2169.0	2157.1	2117.1	2102.9
40°	14470.5	6954.7	2612.1	2256.1	1978.0	2003.9	2036.9	2062.9	2074.6	2086.4	2077.0
42.5°	14755.8	6289.9	2456.5	2133.6	1900.1	1928.5	1942.6	1968.6	2032.2	2077.0	2074.6
45°	14925.5	5665.1	2296.2	1959.2	1838.9	1855.3	1845.9	1897.8	1975.6	2048.7	2051.0
47.5°	15114.1	5179.5	2169.0	1798.8	1779.9	1791.7	1763.5	1815.3	1886.0	1975.6	1985.0
50°	15342.8	4889.5	2067.6	1671.5	1699.7	1699.7	1692.7	1739.8	1838.9	1942.6	1961.5
52.5°	15602.1	4832.9	1982.7	1579.5	1619.6	1617.3	1624.3	1695.0	1803.5	1904.8	1921.4
55°	15918.0	4986.2	1890.7	1511.2	1541.8	1551.2	1574.8	1655.0	1746.9	1862.5	1869.5
57.5°	16285.8	5297.4	1817.7	1457.0	1471.1	1501.8	1539.4	1612.6	1711.6	1838.9	1845.9
58°	16347.1	5363.3	1805.9	1452.3	1457.0	1492.3	1534.7	1605.5	1704.5	1843.6	1850.6
60°	16349.4	5582.7	1779.9	1431.0	1402.8	1461.7	1508.9	1579.5	1692.7	1860.1	1876.6
62.5°	15769.5	5580.3	1761.1	1400.4	1346.1	1419.2	1473.5	1556.0	1680.9	1900.1	1933.2
65°	13885.8	5071.1	1671.5	1353.3	1301.4	1381.5	1442.8	1539.4	1714.0	2074.6	2095.8
67.5°	10861.2	4156.4	1504.1	1287.2	1242.4	1343.7	1423.9	1537.1	1749.2	2114.7	2128.9
70°	7181.0	3109.6	1320.2	1211.8	1181.1	1299.0	1433.4	1617.3	1709.2	2029.8	1992.1
72.5°	3727.2	2183.1	1171.7	1117.5	1110.4	1258.9	1570.1	1607.9	1669.1	1909.6	1862.5
75°	1956.7	1515.9	1042.0	1013.7	1025.5	1249.5	1853.0	1565.4	1617.3	1827.1	1916.7
77.5°	1197.7	1223.6	931.2	919.4	943.1	1221.2	1850.6	1511.2	1541.8	1680.9	1779.9
80°	801.6	992.6	846.4	848.7	865.2	1117.5	1662.1	1426.3	1449.9	1588.9	1690.3
82.5°	506.9	587.1	768.5	808.6	787.4	921.8	1412.2	1299.0	1332.0	1817.7	1921.4
85°	257.0	367.8	667.2	778.0	709.6	646.0	1145.8	1138.6	1155.2	1310.8	1369.7
87.5°	117.8	202.7	521.0	678.9	535.2	403.1	832.2	844.0	910.0	931.2	931.2
90°	0.0	0.0	0.0	0.0	0.0	0.0	0.0	0.0	0.0	0.0	0.0

(END OF REPORT)